


CITY OF OPA-LOCKA BEAUTIFICATION PLAN



The overall goal of the **Beautification Plan** is to identify and implement projects that will beautify our community, increase desirability of commercial and residential real estate, and encourage residential homeowners and business owners to invest in landscaping and cleanup of their properties.



CITY OF OPA-LOCKA BEAUTIFICATION PLAN

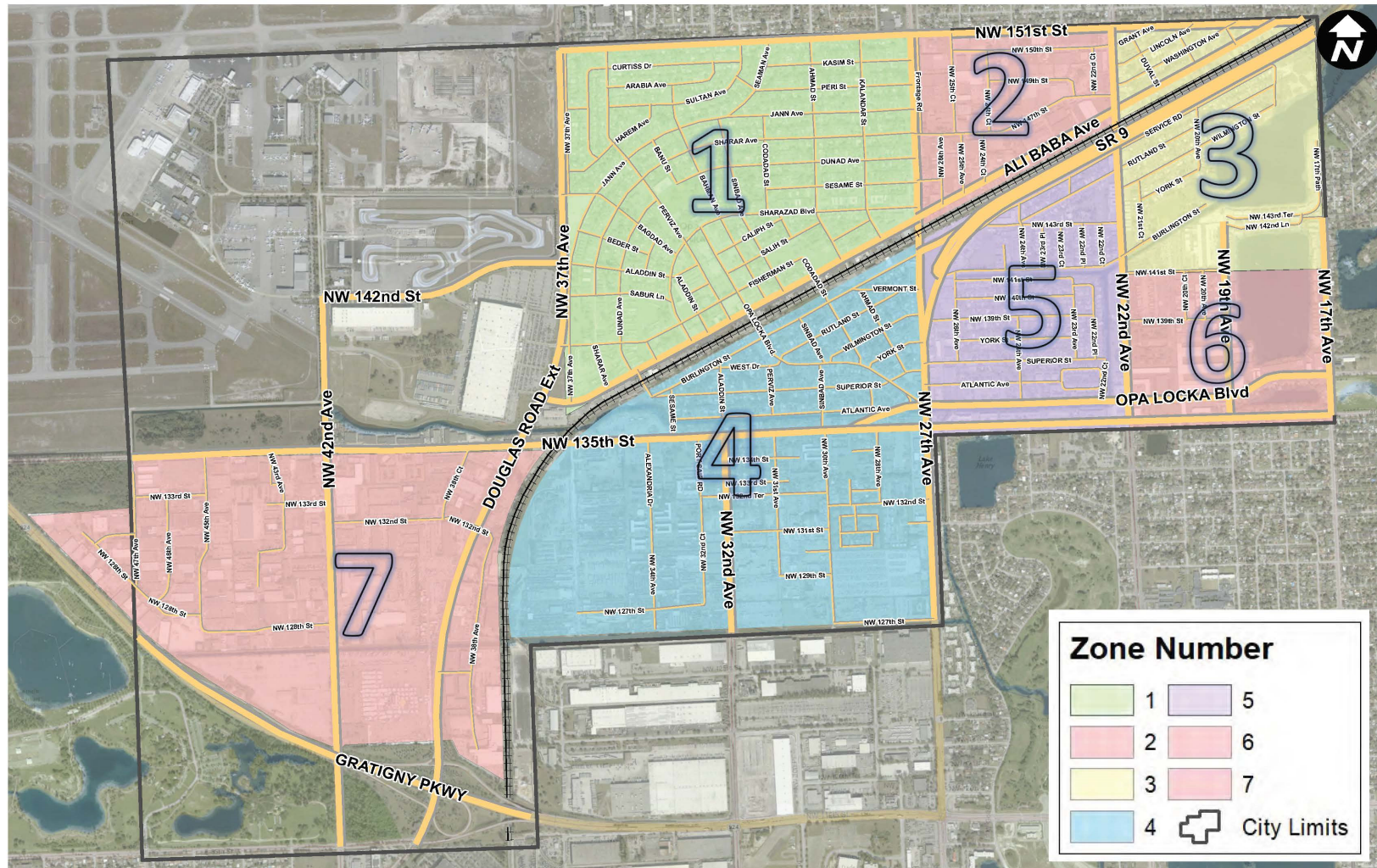


VISION STATEMENT:

The City of Opa-locka will be **Cleaner** and Safer; **Beautiful** and Vibrant, Mature, Stable Community with **Well Improved Infrastructure**, a Unique Urban and Historic Environment, while maximizing value to our community for the tax dollars paid.

CITY IMAGE ENHANCEMENTS
Appearance and maintenance of the city's public buildings
Landscape maintenance in right-of-way and public areas
Park Maintenance
Cleanliness of streets in neighborhoods
Cleanliness of streets in business/commercial areas
Cleanliness of canals/waterways
Illegal Dumping
Adopt a Street/Road/Park Program
Pressure Clean Sidewalks/Medians
Canal Maintenance
Gateway, wayfinding, and street name signage installation
Tree Maintenance

CITY OF OPA-LOCKA BEAUTIFICATION PLAN



ZONES 1-7

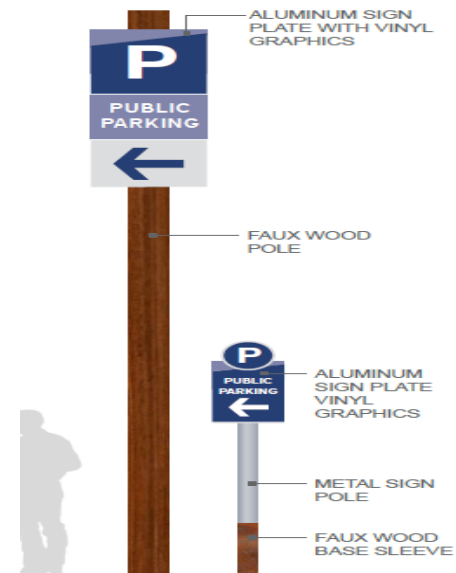
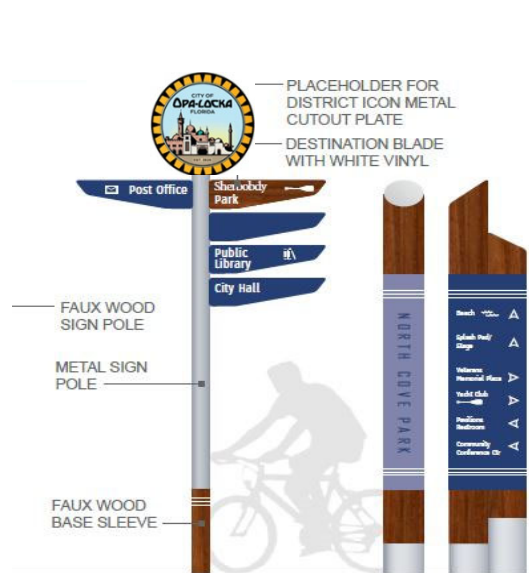
CITY OF OPA-LOCKA BEAUTIFICATION PLAN



IMPLEMENTATION RECOMMENDATIONS:

To kick-start the City Beautification effort, installing the Gateway, Wayfinding, and Street signage would be an effective, relatively easy, and inexpensive effort for the City. In addition to a signage plan, the following is a list of recommendations to consider for implementing the Beautification Plan:

1. Develop City gateway, wayfinding, and street name signage plan for fabrication and installation of the signage. This can be done in phases to follow the city's budget.
2. Identify upcoming City projects such as road and streetscape improvements, park, and/or trail projects. Identify beautification elements that could be incorporated into these projects.
3. Identify additional funding opportunities such as Economic Development grants to assist in the implementation effort of the Beautification Plan.



CITY OF OPA-LOCKA BEAUTIFICATION PLAN



MEDIANS:

- Replanting with flowering trees.
- Installation of Sod.
- Irrigation System Repair/Installation.
- Removal of bushes and shrubs.
- Removal of non-native trees.
- Installation of pathways with seating.
- Pet waste receptacles and trash cans in all medians.

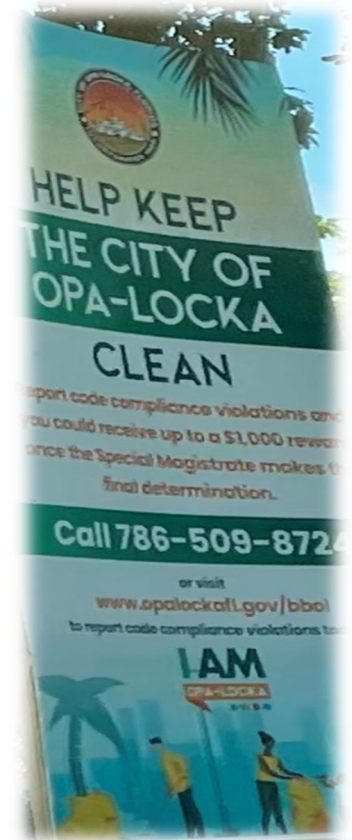


CITY OF OPA-LOCKA BEAUTIFICATION PLAN



COMMUNITY INVOLVEMENT:

- Six City-led community clean-up events annually to generate interest, enthusiasm, and pride.
- Conduct events at City parks to attract residents to encourage them to take pride in the appearance of their parks and streets for residential and commercial properties.
- Encourage community groups and organizations to adopt parks and roadways to establish a culture of pride and caring for the appearance of the city.
- Develop a street beautification contest by zones specifically for the residential zones and award the best street with a recognition.
- Create a space on the website and feature residential houses or communities that are taken care of meticulously.
- Create a Recycle Program with business, residents, schools, and faith-based organizations with the support and involvement of other municipalities.
- Annual event to provide residents the opportunity to dispose of contaminants such as paint, oils, and other items at no cost; this can be done with the support of Miami-Dade County or any other entity.



BEAUTIFICATION GUIDELINES – THINGS TO DO

- KEEP YOUR PROPERTY AND ALL ACCESORY STRUCTURES SUBSTANTIALLY FREE OF DIRT, STAINS, RUST, MOLD, MILDEW, AND VISIBLE DAMAGE. ACCESSORY STRUCTURES INCLUDE FENCES, ROOFS, SHEDS, POOLS, ETC. Pursuant to the city's Code Section 14-2.
- MOW THE LAWN ON YOUR PROPERTY AND THE SURROUNDING PUBLIC RIGHT-OF-WAY TO AN AESTHETICALLY PLEASING HEIGHT. THIS HEIGHT SHOULD NOT EXCEED 8 INCHES TO AVOID CITATIONS. THE PUBLIC RIGHT-OF-WAY SURROUNDING YOUR PROPERTY COULD INCLUDE SWALE AREAS AND ALLEYWAYS. Pursuant to the city's Code Section 14-2.
- THE ROOF OF YOUR PROPERTY MUST BE STRUCTURALLY SOUND, CLEAN, AND MAINTAINED.
- KEEP PAINT FRESH AND CLEAN ENSURE YOUR PROPERTY AND THE SURROUNDING PUBLIC RIGHT-OF-WAY IS FREE OF TRASH, LITTER, AND DEBRIS.
- PROPERTY OWNERS ARE RESPONSIBLE FOR TRIMMING ALL OVERHANGING TREES AND/OR SHRUBS OBSTRUCTING THE PUBLIC RIGHT-OF-WAY.
- PLACE ALL TRASH, LEAVES, GRASS CLIPPINGS, SHRUBBERY CUTTINGS IN 32-GALLON CONTAINERS.
- REMOVE EMPTY CONTAINERS FROM DRIVEWAY/YARD AFTER THE COLLECTION FOR THE DAY AND PLACE EMPTY CONTAINERS OUT OF SIGHT.
- WRAP BROKEN GLASS, OLD RAZOR BLADES, OR TIN CAN LIDS IN THICK PAPER TO BE DISCARDED.
- OBSERVE THE CITY'S NUISANCE ORDINANCES AND BE CONSIDERATE OF YOUR NEIGHBORS. AVOID LOUD MUSIC AS THE CITY'S CODE MANDATES NOISE TO STOP FROM 11:00 P.M. UNTIL 7:00 A.M. NOISE SHOULD BE WITHIN ACCEPTABLE LEVELS DURING ALLOWED HOURS OF THE ORDINANCE.
- DISPOSE OF LIQUIDS DOWN THE DRAIN SYSTEM IN YOUR HOME BEFORE PLACING THEM IN YOUR GARBAGE.
- WALK YOUR DOG WITH A LEASE. Pursuant to the city's Code Section 5-51.
- KEEP YOUR PROPERTY CLEAN OF DEBRIS AND TRASH. Pursuant to the city's Code Section 11-1.
- PLACE YOUR GARBAGE CONTAINERS IN THE RIGHT PLACE. Pursuant to the city's Code Section 11-17.
- MAKE SURE PROPERTY ADDRESS IS VISIBLY DISPLAYED FOR SAFETY AND EMERGENCY PURPOSES.

BEAUTIFICATION GUIDELINES – THINGS NOT TO DO

- DO NOT MIX GARBAGE (FOOD REMAINS, FOOD CONTAINERS OR WRAPPINGS, OR FRUIT WITH TRASH.
- DO NOT PLACE TRASH ON THE PARKWAY/DRIVEWAY EARLIER THAN THE DAY BEFORE OR THE DAY OF YOUR NORMAL GARBAGE PICKUP.
- DO NOT LEAVE GARBAGE UNCOVERED.
- DO NOT STORE JUNK, LITTER, AND/OR GARBAGE ON YOUR PROPERTY.
- DO NOT BLOCK ENTRANCES TO PRIVATE PROPERTIES.
- DO NOT PARK ON THE CITY'S SIDEWALK, MEDIANS, OR SWALE TO AVOID RECEIVING A CITATION FROM THE POLICE DEPARTMENT.
- REMEMBER IT IS UNLAWFUL FOR ANY PERSON TO POSSESS, BREED, OR MAINTAIN DOMESTIC FOWL OR LIVESTOCK ON OR ABOUT ANY RESIDENTIAL PREMISES WITH THE CITY.
- DO NOT STORE DAMAGED VEHICLES ON YOUR PROPERTY WITHOUT A VALID TAG.
- DO NOT PAINT YOUR HOME OR BUSINESS WITHOUT SECURING A PERMIT.
- DO NOT INSTALL FENCING WITHOUT SECURING A PERMIT.
- DO NOT REMOVE/INSTALL A ROOF WITHOUT SECURING A PERMIT.
- DO NOT INSTALL A DRIVEWAY WITHOUT SECURING A PERMIT.

When pet waste is left on sidewalks and lawns, it is carried into nearby canals, lakes, and streams when it rains which causes pollution to the water and creates a health hazard. Whether you live in a house or an apartment, picking up after your pet is part of being a good neighbor and responsible pet owner.

- When walking your pet, take a bag with you.
- Keep a supply of bags near your dog leash, near the front door, or in your vehicle.
- When at home, long-handled “pooper scoopers”, available at pet stores, make it easy to pick up after pets without bending.

Help Spread The Word!

Talk to your family and friends about storm water pollution and picking up after their pets.



WHAT IS STORMWATER POLLUTION?

Stormwater pollution happens when the water picks up pollutants such as car oil, dog waste, excess fertilizer, herbicides, and pesticides on lawns, cigarette butts, and other trash. These pollutants go down the nearest catch basin and end in our lakes, rivers, and streams.

In addition to polluting the water, stormwater can cause flooding, sewage backups, and erosion. As more and more open space land is developed and covered by impervious surfaces (surfaces where water cannot penetrate), stormwater cannot infiltrate into the ground and is forced to become runoff.

SO, WHAT EXACTLY IS POLLUTING?

BACTERIA

PHOSPHORUS

TRASH

Keep leaves, trash, animal waste, and pesticides out of our sidewalks, lawns, and streets. You might be wondering how this cause water pollution? During a storm, rain can carry all of these off your lawn into the nearest storm drain where they flow --- untreated --- into your nearest canal or stream. As you can imagine the chemicals in pesticides, and the waste from your pets are not good for the plants, fish, or wildlife in our water bodies, and they are not good for boaters or swimmers, either. While the leaves, grass clippings will decompose and release Phosphorus into the water, causing fish kills and algae blooms that are toxic to humans and wildlife alike.



12

CITY OF OPA-LOCKA BEAUTIFICATION PLAN



	MONDAY	TUESDAY	WEDNESDAY	THURSDAY	FRIDAY
WEEK 1	Sherbondy Park Landscaping	Helen Miller Center & Segal Park Landscaping	Ingram Park / Senior Citizens Facility Landscaping	Ingram Park / Senior Citizens Facility Landscaping	Kaboom Park & Public Works Facility Landscaping
WEEK 2	Park Maintenance Improvements	Fulfill Work Orders and Preventive Maintenance at City Facilities	Fulfill Work Orders	Park Maintenance Improvements	Preventive Maintenance
WEEK 3	Sherbondy Park Landscaping	Helen Miller Center & Segal Park Landscaping	Ingram Park / Senior Citizens Facility Landscaping	Ingram Park / Senior Citizens Facility Landscaping	Kaboom Park & Public Works Facility Landscaping
WEEK 4	Park Maintenance Improvements	Fulfill Work Orders and Preventive Maintenance at City Facilities	Fulfill Work Orders	Ingram Park / Senior Citizens Facility Landscaping	Preventive Maintenance

CITY OF OPA-LOCKA BEAUTIFICATION PLAN

Street Sweeping Schedule



1st Week of the Monday (Monday-Friday)

- Ali-Baba Avenue from 42/37 Avenue Connector to NW 27th Avenue
- Sharazad Boulevard from Ali-Baba Avenue to NW 27th Avenue
- Opa-locka Boulevard from Sharazad Boulevard to NW 27th Avenue
- 27th Avenue from Dunad Avenue to NW 135th Street
- Sinbad Avenue from Atlantic Avenue to NW 135th Street
- Superior Street from Opa-locka Boulevard to NW 27th Avenue
- Perviz Avenue from Dunad Avenue to Sharazad Boulevard

2nd Week of the Monday (Monday-Friday)

- Ali-Baba Avenue from NW 27th Avenue to NW 22nd Avenue connection
- NW 17th Avenue Frontage Road from NW 147th Street to NW 151st Street
- NW 151st Street from NW 27th Avenue to NW 22nd Avenue
- NW 22nd Avenue from NW 151st Street to State Road 9
- NW 22nd Avenue from State Road 9 to 135th Street
- Burlington Street from NW 26th Avenue to State Road 9
- NW 143rd Street from NW 23rd County to NW 22nd Court
- NW 139th Street from NW 26th Avenue to NW 23rd Avenue
- Opa-locka Boulevard from NW 22nd Avenue to NW 27th Avenue
- Grant Avenue from NW 22nd Avenue to NW 151st Street
- Lincoln Avenue from NW 22nd Avenue to NW 151st Street
- Washington Avenue from NW 22nd Avenue to NW 151st Street
- Ali-Baba Avenue from NW 22nd Avenue to NW 151st Street Connector
- Rutland Street from NW 20th Avenue to NW 18th Avenue
- York Street from NW 21st Avenue to Wilmington Street

3rd Week of the Monday (Monday-Friday)

- 37th Avenue/Douglas Road – Frontage Road from Harem Avenue to Oriental Boulevard
- Oriental Boulevard from NW 37th Avenue/Douglas Road-Frontage Road to NW 27th Avenue
- Perviz Avenue from Oriental Boulevard to Dunad Avenue
- NW 27th Avenue from Oriental Boulevard to Dunad Avenue

4th Week of the Monday (Monday-Friday)

- 38th Court from NW 132nd Street to NW 135th Street
- Port Said Road from NW 135th Street to NW 127th Street
- NW 29th Avenue from NW 132nd Street to NW 133rd Street
- NW 132nd Terrace from NW 29th Avenue to NW 28th Avenue
- NW 132nd Street from NW 30th Avenue to NW 27th Avenue
- NW 28th Avenue from NW 135th Street to NW 132nd Street
- NW 27th Avenue from NW 135th Street to NW 127th Street

CITY OF OPA-LOCKA BEAUTIFICATION PLAN

Alley Maintenance Schedule

Cycle #1

Alleys listed to be maintained the
1st – 8th of each month

Address	
1	3100 NW 135 Street thru 3250 NW 135 Street
2	3101 NW 133 Street thru 3191 NW 133 Street
3	13280 NW 31 Avenue thru 13260 NW 30 Avenue
4	2811 NW 134 Street thru 2851 NW 134 Street
5	2861 NW 135 Street thru 3299 NW 135 Street
6	700 Superior Street thru 1156 Perviz Avenue
7	866 West Drive thru 700 Burlington Street
8	840 Burlington Street thru 870 Burlington Street
9	670 Harem Avenue thru 510 Harem Avenue
10	675 Harem Avenue thru 690 Curtiss Drive
11	695 Curtiss Drive thru 515 Harem Avenue
12	695 Curtiss Drive thru 1060 Oriental Blvd
13	725 Arabia Avenue thru 975 Arabia Avenue
14	601 Perviz Avenue thru 1060 Curtiss Drive
15	701 Harem Avenue thru 775 Harem Avenue
16	340 Seaman thru 701 Jann Avenue
17	2591 Superior Street thru 13830 NW 24 Avenue
18	2309 York Street thru 2581 York Street
19	2571 NW 139 Street thru 2301 NW 139 Street
20	2301 NW 140 Street thru 2571 NW 140 Street
21	1891 NW 135 St thru 1701 NW 135 ST (Canal behind)
22	13441 Port Said Road

CITY OF OPA-LOCKA BEAUTIFICATION PLAN

Alley Maintenance Schedule

Cycle #2

Alleys listed to be maintained the
9th – 17th of each month

Address	
1	2181 Rutland Street thru 1800 Service Road
2	1801 Wilmington Street thru 2181 Wilmington Street
3	14430 NW 21 Court thru 2171 Burlington Street
4	2140 York Street thru 1996 Wilmington Street
5	2000 York Street thru 2151 York Street
6	2211 Rutland Street thru 2391 Rutland Street
7	2370 Rutland Street thru 2210 Rutland Street
8	14265 NW 22 Court thru 14145 NW 22 Court
9	14145 NW 22 Place thru 14265 NW 22 Place
10	14281 NW 23 Court thru 14101 NW 23 Court
11	14101 NW 23 Court thru 14281 NW 23 Place
12	14281 NW 24 Avenue thru 14101 NW 24 Avenue
13	20 Ave N to S Beginning 12040-12555 NW 20 Ave
14	20 Court North to South - Beginning 12515 NW 20 Ct
15	21 Court North to South - Beginning 12445 NW 21 Ct
16	124 Street - Beginning 2145 NW 124 Street
17	12140 NW 21 Place thru 12120 NW 21 Place
18	12115 NW 20 Avenue thru 12101 NW 20 Avenue
19	NW 120 Street – Between 22 Avenue and 19 Avenue
20	20 Court North to South – Beginning 12445 NW 20 Ct

CITY OF OPA-LOCKA BEAUTIFICATION PLAN

Alley Maintenance Schedule

Cycle #3

Alleys listed to be maintained the
18th – 28th of each month

Address	
1	1335 Karim Street thru 1121 Kasim
2	1111 Peri thru 1351 Peri
3	1345 Jann Avenue thru 115 Seaman
4	1351 Sharar Avenue thru 705 Sharar Avenue
5	215 Perviz Avenue thru 1355 Dunad Avenue
6	1345 Sesame Street thru 1105 Sesame Street
7	1100 Sesame Street thru 14400 NW 27 Avenue
8	1256 Sharazard Boulevard thru 1201 Fisherman St
9	1291 Ali Baba Avenue thru 1265 Ali Baba Avenue
10	1100 Sharazad Blvd thru 1150 Sharazad Blvd
11	1090 Caliph thru 1000 Caliph
12	941 Caliph thru 901 Caliph
13	900 Salih Street thru 940 Salih
14	1090 Fisherman Street thru 910 Fisherman Street
15	135 Bagdad thru 185 Bagdad
16	663 Sharar Avenue thru 401 Sharar Avenue
17	310 Sharar Avenue thru 561 Dundad Avenue
18	350 Sesame Street thru 521 Sesame Street
19	341 Aladdin Street thru 301 Aladdin Street
20	211 Sabur Lane thru 381 Sharazad Boulevard
21	391 Aladdin Street thru 490 Street
22	1200 Burlington Street thru 1245 Vermont Street
23	1131 Rutland Street thru 1111 Rutland Street

24	915 Codadad Street thru 1246 Rutland Street
25	1226 Wilmington Street thru 1015 Codadad Street
26	1120 York Street thru 1210 York Street
27	1020 Rutland Street thru 926 Rutland Street
28	915 Rutland Street thru 1020 Burlington Street
29	1120 Opa-locka Blvd thru 901 Superior Street

CITY OF OPA-LOCKA BEAUTIFICATION PLAN

Residential Solid Waste



As a customer, you will enjoy a variety of waste collection services including an automated curbside garbage collection service, curbside bulky waste collection and access to the Neighborhood Trash and Recycling Centers. Please be sure your green waste cart is placed on the curbside no later than 7 a.m. on your collection day.

Opa-locka Customer Fact Sheet (PDF)

City of Opa-locka residents is reminded that the Department of Solid Waste Management (DSWM) offers a variety of waste collection services for its customers. The following tips will be useful as you familiarize yourself with your services. Following these tips will ensure that service is provided without interruption and in a timely fashion:

Residential Curbside Garbage Collection

- Carts must be placed at the curb by 7 a.m. on your service days. When service is complete, remove your cart from the right-of-way and return it to its storage place.
- All waste must fit inside the green waste cart, and the lid must be closed completely. Do not place additional bags or loose items alongside the cart. They will not be collected.

- The green waste carts cannot be used for disposal of rocks, dirt, sand, tile, construction and demolition debris, free-flowing liquids, flammables, automobile batteries, propane tanks or other home chemical waste.

Bulky Waste Pickup

- Be sure to schedule a bulky waste pickup prior to placing items at the curb. You can schedule a pickup by calling 311 or by visiting <http://www.miamidade.gov/311direct>.
- Automobile tires cannot be placed at the curb as part of a bulky waste pickup. You may deliver up to four standard-size automobile tires per visit to a Trash and Recycling Center.
- Remove doors from refrigerators and freezers. This is an important safety precaution.



(Image 1: An example of one cubic yard of construction/demolition debris)

- Mattresses placed at the curb for a bulky waste pickup must be fully encased in a plastic bag or sleeve.
- Construction and demolition debris (such as steel, concrete, glass, brick, asphalt, roofing material, lumber, drywall and tile) is limited to one cubic yard or less (a pile slightly larger than a washing machine) [see Image 1].

Trash and Recycling Centers (TRC)

- DSWM residential customers who visit a TRC must present a valid driver's license to use the facility.
- Garbage (food and kitchen waste) cannot be disposed of at a TRC.
- Construction and demolition debris (such as steel, concrete, glass, brick, asphalt, roofing material, lumber, drywall, and tile) is limited to one cubic yard or less (a pile slightly larger than a washing machine) [see Image 1].
- Customers who bring more than one cubic yard of construction and demolition debris to a TRC will be turned away.
- Items that cannot be accepted at a TRC must be properly disposed of at one of the DSWM's paid disposal facilities or at a commercial disposal facility. For additional information regarding DSWM's services, please visit the Department's Website at www.miamidade.gov/solidwaste or call 311.

For more information, call 311, or download the Miami-Dade [311 Mobile App](#) from the Apple App Store and Google Play Store.

What's Flowering *in Florida?*

MARCH

GOLDEN TRUMPET TREE



BOUGAINVILLEA



HONG KONG ORCHID TREE



FRANGIPANI



PINK TRUMPET TREE



APRIL

JACARANDA



OLEANDER



HIBISCUS



CHINESE FRINGE BUSH



MAY

HIBISCUS



BOUGAINVILLEA



ROYAL POINCIANA



FRANGIPANI



YESTERDAY-TODAY-and-TOMORROW



CITY OF OPA-LOCKA BEAUTIFICATION PLAN



780 Fisherman Street, Opa-locka, FL 33054

Website: www.opalockafl.gov

Telephone: 305-953-2868

Elected Officials

John H. Taylor, Jr., Mayor

Natasha Ervin, Vice Mayor

Dr. Sherelean Bass, Commissioner

Joseph L. Kelley, Commissioner

Veronica Williams, Commissioner

Sha'mecca Lawson, Assistant City Manager

George Ellis, Jr., Assistant City Manager

Esin Daniel Abia, Building Official

Gregory Gay, Planning & Community Development Director

Zonya Ray, Parks & Recreation Director

Adelina Gross, Capital Improvement Projects Supervisor

King Leonard, Beautification & Building Maintenance Operations Manager

Appointed Officials

Darvin Williams, City Manager

Burnadette Norris Weeks, City Attorney

Joanna Flores, City Clerk

Robert Anathan, Budget Administrator

Airia Austin, Public Works Director

Esin Daniel Abia, Building Official

Kenneth Ottley, Acting Chief of Police

Niema Walker, Finance Director

Phil Walker, Information Technology

Wilma Wilcox, Code Enforcement Manager

Help Keep The City of Opa-locka Clean.

Report code compliance and illegal dumping violation and you could receive up to \$1,000 reward.

Please call 786-509-8724 or visit www.opalockafl.gov/bbol to report code compliance violations.