

# Miami-Dade County Voter Information Guide

BE informed. BE involved.

**BE** ELECTION  
READY

MIAMI-DADE  
COUNTY

## A MESSAGE FROM OUR SUPERVISOR OF ELECTIONS



Dear Miami-Dade County Voter:

Thank you for your interest in Miami-Dade County's Voter Guide, which contains important information regarding voter registration, poll worker recruitment, and the availability of three convenient ways to vote.

As you know, the 2020 Election Cycle is upon us, and there will be lots of interest and excitement this presidential election year! With that in mind, I want you to know that the staff at the Miami-Dade Elections Department are already preparing for these elections.

To name a few, we have:

- Made voting system upgrades to ensure the use of the most updated, secure tabulation software
- Introduced new accessible voting units for our voters with disabilities
- Updated policies and procedures to ensure compliance with new state laws
- Performed list maintenance to ensure the voter rolls are up to date and accurate
- Increased the number of Early Voting locations to provide maximum flexibility; and
- Invested in the ongoing training of our dedicated poll workers

We will ***Be Election Ready*** in 2020.

As a voter, we want you to ***Be Election Ready*** too!

You can do this by:

- Making sure you are registered to vote and reviewing the information we have on record on our website to ensure it is up to date
- Staying informed about the electoral process, candidates and issues on the ballot by reviewing the Sample Ballot prior to each election
- Knowing the Three Ways Vote; and
- Getting out to vote!

Important election dates to keep in mind:

- March 17, 2020 Presidential Preference Primary Election
- August 18, 2020 Primary Election
- November 3, 2020 General Election
- Multiple cities will also have elections in 2020. Visit our website to see if this affects you.

Should you have any questions, please feel free to contact our office at 305-499-VOTE (8683) or visit us at [www.iamelectionready.org](http://www.iamelectionready.org).

On behalf of myself and the dedicated Elections Department employees, please know that our mission is to ensure elections are fair, accurate, secure, convenient, and accessible to all voters of Miami-Dade County. We look forward serving you in 2020.

Best Regards,

Christina White  
Supervisor of Elections

Table of Contents

Section 1 – VOTER’S BILL OF RIGHTS.....4

Section 2 – VOTER RESPONSIBILITIES.....4

Section 3 – CLOSED PRIMARY ELECTION .....5

Section 4 – VOTER REGISTRATION GUIDELINES .....5

Section 5 – VOTING IN MIAMI-DADE COUNTY .....9

Section 6 – POLL WORKERS .....19

Section 7 – VOTER ASSISTANCE .....3

Section 8 – RESTORATION OF VOTING RIGHTS .....4

Section 9 – VOTER FAQs.....4

Section 10 – ELECTION LAW VIOLATIONS.....5

Section 11 – ELECTION CALENDAR.....6

## Section 1 – VOTER’S BILL OF RIGHTS

[Florida Statute 101.031](#) states that each registered voter in Miami-Dade County has the right to:

- Vote and have his or her vote accurately counted.
- Cast a vote if he or she is in line at the official closing of the polls in that county.
- Ask for and receive assistance in voting.
- Receive up to two replacement ballots if he or she makes a mistake prior to the ballot being cast.
- An explanation if his or her registration or identity is in question.
- If his or her registration or identity is in question, cast a provisional ballot.
- Written instructions to use when voting, and, upon request, oral instructions in voting from elections officers.
- Vote free from coercion or intimidation by elections officers or any other person.
- Vote on a voting system that is in working condition and that will allow votes to be accurately cast.

## Section 2 – VOTER RESPONSIBILITIES

[Florida Statute 101.031](#) states that each registered voter in Miami-Dade County should:

- Familiarize himself or herself with the candidates and issues.
- Maintain a current address with the office of the Supervisor of Elections.
- Know the location of his or her polling place and its hours of operation.
- Bring proper identification to the polling station.
- Familiarize himself or herself with the operation of the voting equipment in his or her precinct.
- Treat precinct workers with courtesy.
- Respect the privacy of other voters.
- Report any problems or violations of the election laws to the Supervisor of Elections.
- Ask questions, if needed.
- Make sure that his or her completed ballot is correct before leaving the polling station.

*Failure to perform any of these responsibilities does not prohibit a voter from voting.*

### Section 3 – CLOSED PRIMARY ELECTION

Florida is a closed primary election state. Only voters who are registered members of political parties may vote for respective party candidates or nominees for an office in a primary election including a presidential preference primary election.

However, there are times when all registered voters can vote in a primary election, regardless of which major or minor political party they are registered or even if they are registered without a specific party affiliation:

1. If all the candidates for an office have the same party affiliation and the winner of the primary election will not face any opposition in the general election (i.e. no write-in candidates have qualified), then all registered voters can vote for any of the candidates for that office in the primary election.
2. If races for nonpartisan (i.e., free from party affiliation) judicial and school board offices, nonpartisan special districts or local referendum questions are on the primary election ballot, then all registered voters, including those without party affiliation are entitled to vote those races on the ballot.

At a general election, all registered voters receive the same ballot and may vote for any candidate or question regardless of party affiliation. If there are write-in candidates who have qualified for a particular office, a space will be left on the ballot where their name can be written.

### Section 4 – VOTER REGISTRATION GUIDELINES

#### Who can register to vote?

You must be:

- At least 18 years of age (you can pre-register on or after your 16th birthday).
- A citizen of the United States.
- Reside in Miami-Dade County. There is no length of time that a voter must live here before registering to vote.

#### Who cannot register to vote?

- Anyone who does not meet the above requirements.
- Anyone who has been adjudicated mentally incapacitated with respect to voting and has not had his/her right to vote restored.
- Anyone convicted of a felony and has not had his/her voting rights restored.

#### When can a citizen register to vote?

Eligible citizens can register to vote anytime but should know that the registration deadline for every election is 29 days prior to Election Day.

Registering in person: In Miami-Dade County there are many official agencies where eligible citizens can register in person or get a voter registration form:

- |   |  |
|---|--|
| <ul style="list-style-type: none"><li>• Elections Department</li><li>• Florida Driver License Bureau</li><li>• Miami-Dade County Public Libraries</li></ul> | <ul style="list-style-type: none"><li>• County Government offices</li><li>• Any state public assistance agencies</li><li>• Armed Forces recruiting offices</li></ul> |
|---|--|



# Florida Voter Registration Application Form:

<b>Florida Voter Registration Application</b> Part 1 – Instructions (DS-DE 39, R1S-2.040, F.A.C.) (eff. 10/2013)		Información en español: Sírvase llamar a la oficina del supervisor de elecciones de su condado si le interesa obtener este formulario en español.		
<b>To Register in Florida, you must be:</b> <ul style="list-style-type: none"> <li>a U.S. citizen,</li> <li>a Florida resident,</li> <li>at least 18 years old (you may pre-register at 16 or 17, but cannot vote until you are 18).</li> </ul> <p>If you have been convicted of a felony, or if a court has found you to be mentally incapacitated as to your right to vote, you cannot register until your right to vote is restored.</p> <p><b>If you do not meet any ONE of these requirements, you are not eligible to register.</b></p> <p style="text-align: center;"><b>Questions?</b></p> <p>Contact the Supervisor of Elections in your county:  <a href="http://election.dos.state.fl.us/SOE/supervisor_elections.shtml">http://election.dos.state.fl.us/SOE/supervisor_elections.shtml</a>                      Visit the Florida Division of Elections' website at:  <a href="http://election.dos.state.fl.us">http://election.dos.state.fl.us</a></p> <p><b>CRIMINAL OFFENSE:</b> It is a 3rd degree felony to submit false information. Maximum penalties are \$5,000 and/or 5 years in prison.</p> <p><b>PUBLIC RECORD:</b> Once filed, all information including your phone number and email address as provided become public record except for the following which can only be used for voter registration purposes: your FL DL#, FL ID#, SSN, where you registered to vote, and whether you declined to register or to update your voter registration record at a voter registration agency. Your signature can be viewed but not copied. (Section 97.0585, Fla. Stat.)</p>		<p><b>Where to Register:</b> You can register to vote by completing this application and delivering it in person or by mail to any supervisor of elections' office, office that issues driver's licenses, or voter registration agency (public assistance office, center for independent living, office serving persons with disabilities, public library, or armed forces recruitment office) or the Division of Elections. Mailing addresses are on page 2 of this form.</p> <p><b>Deadline to Register:</b> The deadline to register to vote is 29 days before any election. You can update your registration record at any time, but for a Primary Election, party changes must be completed 29 days before that election. You will be contacted if your new application is incomplete, denied or a duplicate of an existing registration. Your Voter Information Card will be mailed to you once you are registered.</p> <p><b>Identification (ID) Requirements:</b> New applicants must provide a current and valid Florida driver's license number (FL DL#) or Florida identification card number (FL ID#). If you do not have a FL DL# or FL ID#, then you must provide the last four digits of your Social Security number (SSN). If you do not have any of these numbers, check "None." If you leave the field and box blank, your new registration may be denied. See section 97.053(6), Fla. Stat.</p> <p><b>Special ID requirements:</b> If you are registering by mail, have never voted in Florida, and have never been issued one of the ID numbers above, include one of the following with your application, or at a later time before you vote: 1) A <u>copy</u> of an ID that shows your name and photo (acceptable IDs—U.S. Passport, debit or credit card, military ID, student ID, retirement center ID, neighborhood association ID, or public assistance ID); or 2) A <u>copy</u> of an ID that shows your name and current residence address (acceptable documents—utility bill, bank statement, government check, paycheck, or other government document).</p> <p>The special ID is not required if you are 65 or older, have a temporary or permanent physical disability, are a member of the active uniformed services or merchant marine who is absent from the county for active duty, or a spouse or dependent thereof, or are currently living outside the U.S. but otherwise eligible to vote in Florida.</p> <p><b>Political Party Affiliation:</b> Florida is a closed primary election state. In primary elections, registered voters can only vote for their registered party's candidates in a partisan race on the ballot. In a primary election, all registered voters, regardless of party affiliation, can vote on any issue, nonpartisan race, and race where a candidate faces no opposition in the General Election. If you do not indicate your party affiliation, you will be registered with no party affiliation. For a list of political parties, visit the Division of Elections' website at: <a href="http://election.dos.state.fl.us/">http://election.dos.state.fl.us/</a></p> <p><b>Race/Ethnicity:</b> It is optional to list your race or ethnicity.</p> <p><b>Boxes:</b> Please check boxes ( ) where applicable.</p>		
<b>Numbered rows 1 through 7 and 12 must be completed for a new registration.</b>				
<b>Florida Voter Registration Application</b> Part 2 – Form (DS-DE #39, R1S-2.040, F.A.C.) (eff. 10/2013)		The downloadable/printable online form is available at: <a href="http://election.dos.state.fl.us/pdf/webappform.pdf">http://election.dos.state.fl.us/pdf/webappform.pdf</a>		
This is: <input type="checkbox"/> New Registration <input type="checkbox"/> Record Update/Change (e.g., Address, Party Affiliation, Name, Signature) <input type="checkbox"/> Request to Replace Voter Information Card				
<b>1</b>	Are you a citizen of the United States of America? <input type="checkbox"/> YES <input type="checkbox"/> NO		<b>OFFICIAL USE ONLY</b>	
<b>2</b>	<input type="checkbox"/> I affirm that I am not a convicted felon, or if I am, my right to vote has been restored.			
<b>3</b>	<input type="checkbox"/> I affirm that I have not been adjudicated mentally incapacitated with respect to voting or, if I have, my right to vote has been restored.			
<b>4</b>	Date of Birth (MM-DD-YYYY) <input type="text"/> <input type="text"/> - <input type="text"/> <input type="text"/> - <input type="text"/> <input type="text"/> <input type="text"/> <input type="text"/>		<b>FVRS No:</b> If no FL DL or FL ID, then provide    Last 4 digits of Social Security Number <input type="checkbox"/> I have NONE of these numbers.	
<b>5</b>	Florida Driver License (FL DL) or Florida identification (FL ID) Card Number <input type="text"/> <input type="text"/> <input type="text"/> <input type="text"/> - <input type="text"/> <input type="text"/> <input type="text"/> <input type="text"/> - <input type="text"/> <input type="text"/> <input type="text"/> <input type="text"/>			
<b>6</b>	Last Name	First Name	Middle Name	Name Suffix (Jr., Sr., I, II, etc.):
<b>7</b>	Address Where You Live (legal residence-no P.O. Box)	Apt/Lot/Unit	City	County
<b>8</b>	Mailing Address (if different from above address)	Apt/Lot/Unit	City	State or Country
<b>9</b>	Address Where You Were Last Registered to Vote	Apt/Lot/Unit	City	State
<b>10</b>	Former Name (if name is changed)	Gender <input type="checkbox"/> M <input type="checkbox"/> F	State or Country of Birth	Telephone No. (optional) (    )
<b>11</b>	<input type="checkbox"/> Email me <b>SAMPLE BALLOTS</b> if option is available in my county. (See Public Record Notice above)    My email address is:			
<b>Party Affiliation</b> (Check only one. If left blank, you will be registered without party affiliation) <input type="checkbox"/> Florida Democratic Party <input type="checkbox"/> Republican Party of Florida <input type="checkbox"/> No party affiliation <input type="checkbox"/> Minor party (print party name):		<b>Race/Ethnicity (Check only one)</b> <input type="checkbox"/> American Indian/Alaskan Native <input type="checkbox"/> Asian/Pacific Islander <input type="checkbox"/> Black, not of Hispanic Origin <input type="checkbox"/> Hispanic <input type="checkbox"/> White, not of Hispanic Origin <input type="checkbox"/> Multi-racial <input type="checkbox"/> Other:		(Check only one if applicable) <input type="checkbox"/> I am an active duty Uniformed Services or Merchant Marine member <input type="checkbox"/> I am a spouse or a dependent of an active duty uniformed services or merchant marine member <input type="checkbox"/> I am a U.S. citizen residing outside the U.S.
<b>12</b> Oath: I do solemnly swear (or affirm) that I will protect and defend the Constitution of the United States and the Constitution of the State of Florida, that I am qualified to register as an elector under the Constitution and laws of the State of Florida, and that all information provided in this application is true.		<b>SIGN/ MARK HERE</b> 		<input type="checkbox"/> I will need assistance with voting. <input type="checkbox"/> I am interested in becoming a poll worker.
		Date		

A completed voter registration application **MUST** include a mark in the box(es) that apply:

**Box 1.** A mark in the box affirming citizenship of the United States of America.

**Box 2.** A mark in the box affirming that the voter has not been convicted of a felony, or if convicted, that they have had their voting rights restored by the Board of Executive Clemency or pursuant to s. 4, Art. VI of the State Constitution upon the completion of all terms of their sentence, including parole or probation.

**Box 3.** A mark in the box affirming that the voter has not been adjudicated mentally incapacitated with respect to voting, or if so adjudicated, that they have had their right to vote restored.

**Box 4.** Voter's date of birth.

**Box 5.** Valid Florida Driver License number or Florida Identification Card number. If not able to provide either of those, voters must provide the last four digits of their Social Security number.

**Box 6.** Voter's name.

**Box 7.** Voter's legal residential address.

**Box 12.** Voter's signature affirming the oath that under penalty of law the information contained in the registration application is true (**Power of Attorney is not accepted**). **NOTE:** A voter whose application fails to designate a political party will be registered as no party affiliation.

**Note:** The Elections Department will mail a new voter information card any time there is a change in the voter's polling place, precinct or registration information, such as party affiliation and name.

## Mail Registrations

First-time voters who register by mail and have never voted in Florida must provide the Elections Department a copy of a current and valid photo identification that includes the voter's name and current residential address prior to voting. Please **do not** submit **original** documents.

Citizens can register to vote online at [www.registertovoteflorida.gov](http://www.registertovoteflorida.gov). Voters may submit their registration electronically or download a copy of their application and mail the original signed form to:

Supervisor of Elections  
P.O. Box 521550  
Miami, Florida 33152

If a voter needs more information regarding the closest agency, or needs to obtain a form by mail, they may contact the County's 311 Answer Center or the Elections Department at 305-499-VOTE (8683) any weekday between 8:00 a.m. and 5:00 p.m.

**NOTE: When a person registers to vote, their address of legal residence is required by Florida Statute 97.053. If voters provide a mailing address, P.O. Box, or business address, the application will be considered incomplete and may not be processed in time for an election. P.O. Box and other business addresses can be accepted as a mailing address only, but not as a legal residential address.**

## Online Voter Registration

[Online Voter Registration](#) provides another option for voter registration and updates to existing records. It is designed to:

- Verify credentials (i.e. eligibility, Florida Driver's License number or Identification Card number, Social Security number and issue date)
- Obtain most recent signature from Department of Highway Safety and Motor Vehicles

Once validated, records will be sent electronically to the Elections Department for processing. If a person's information cannot be validated, they will be required to print the application from OVR and mail it to:

Supervisor of Elections  
P.O. Box 521550  
Miami, Florida 33152

## Third Party Voter Registration Organizations

A third-party voter registration organization refers to any person, entity or organization that solicits or collects any voter registration application, except:

- A person who seeks only to register to vote or collect a voter registration application from that person's spouse, child, or parent
- or
- An employee or agent who registers or collects voter registration applications on behalf of the Division of Elections, Supervisor of Elections, Department of Highway Safety and Motor Vehicles, or an official voter registration agency.

For more information, visit the Florida Division of Elections' [website](#).



## Section 5 – VOTING IN MIAMI-DADE COUNTY

There are three convenient ways to exercise your vote:

### Vote by Mail

Voters have the option of voting from the convenience of their own home by requesting a mail ballot. A paper ballot is mailed to the voter to be marked and returned to the Supervisor of Elections office no later than 7:00 p.m. on the day of the election.

It is imperative that when voting by mail ballot, voters carefully follow the instructions included with their ballot and sign inside the red box of the certificate envelope provided. Detailed instructions are provided on the ballot and special instructions are included in the mail ballot package.

Voters may request a mail ballot in person, by telephone (305-499-VOTE), by mail, or online by visiting [www.iamelectionready.org](http://www.iamelectionready.org). All requests for a mail ballot must be received by the 10th day before the election. All mail ballots must be mailed by the Elections Department no later than the 8th day before the election.

### REQUESTS MUST INCLUDE:

- Name
- Date of birth
- Residential address
- Mailing address
- The election(s) for which a ballot is requested
- The requester's name and relationship to voter (if applicable)
- Voter's registration number (if available)
- Original signature (if the request is in writing)

Mail ballots are mailed to voters approximately 33 days prior to each countywide election, provided that a current request is already on file.

### Mail Ballots must be returned as follows:

1. **By Mail** – A mail ballot may be returned via the United States Postal Service and must be received by 7:00 p.m. on Election Day.
2. **In Person** – A voter who received a mail ballot may return his or her own ballot in person to:
  1. The Miami-Dade Elections Department located at **2700 NW 87th Avenue, Miami, FL 33172** no later than 7:00 p.m. on Election Day
  2. At any Early Voting Location During the hours of Early Voting via secure drop box
  3. The Stephen P. Clark Center Voter Information Center (VIC) located at 111 NW 1<sup>st</sup> Street or at any Early Voting Location.
3. **By Voter's Designee** – *Limited to two ballots per election, only one of which may be from a voter who is not the spouse, parent, child, grandparent, or sibling of the designee.*

A mail ballot may be returned by the voter's designee to **2700 NW 87<sup>th</sup> Avenue, Miami, FL 33172** on the day prior to and the day of the election if the person designated by the voter is an immediate family member and only on the day of the election if the designee is not an immediate family member.

Picture identification of the designee must be presented along with a **written statement** from the voter containing the following information:

- Printed name of voter
- Voter's daytime phone number
- Voter's date of birth
- Voter's registration information number (optional)
- Name of person returning the mail ballot
- If the voter is a member of the designee's immediate family, reason why the voter must have someone else return the mail ballot
- If the voter is not a member of the designee's immediate family, the designee must also present a statement signed by a physician on that physician's stationery that, due to a medical emergency involving the voter or voter's dependent, the named voter is unable to vote at the polls and is unable to return a mail ballot in person
- Voter's signature

**Surrendered at the Polls on Election Day** – A voter who prefers to vote in person may surrender a voted or un-voted mail ballot to the voter's precinct on Election Day. The returned ballot will be marked "canceled" by the election board. A voter who desires to vote in person, but **does not** return the ballot to the precinct, may vote only under the following conditions:

- The election board confirms the voter's mail ballot has not been received.
- If the election board cannot determine whether the voter's mail ballot has been received, the voter may vote a provisional ballot.

**Signature Updates** – The Elections Department verifies a voter's signature by comparing it to the signature on file. Signatures often change, therefore, it is recommended that voters update their signature as needed. To do so, simply complete a Florida Voter Registration Application available at the Elections Department, driver's license offices, public libraries, government satellite offices, and state agencies that provide public assistance. Signature updates must be completed before the Elections Department receives the vote-by-mail ballot.

A "signature cure affidavit" will be sent to applicable voters to cure a signature deficiency. Should you receive notification from our office indicating a deficiency, we encourage you to submit the "signature cure affidavit" (if applicable) no later than 5:00 p.m. on the second day after an election.

Mail ballots must be returned in the certificate envelope that is included with the ballot. The envelope must be signed inside the red box of the certificate envelope provided. The voter's signature on the certificate envelope must match the voter's signature on record with the Elections Department.

If a voter does not have a valid and current identification, they may be asked to vote using a [provisional ballot](#).

**Supervised Voting at Assisted Living Facilities (ALF) and Nursing Homes (NH)** – Supervised voting per [Florida Statute 101.655](#) is available to ALF/NH voters to ensure that every resident at an ALF/NH is able to cast his or her vote in a safe and convenient environment, free from fear, intimidation or exploitation. The law requires that the ALF/NH wanting to participate, submit their request in writing to the Elections Department no later than 21 days prior to an election. Please specify in the request the name of the ALF/NH and the names of the voters who wish to participate. The request must contain the names of five (5) or more voters for our office to provide supervised voting.

## Early Voting

Early voting begins 14 days prior to every countywide election. Any registered voter may vote at any of the designated early voting sites in Miami-Dade County providing maximum convenience. Early Voting schedules will be available [online](#) prior to each countywide election.

Early voting locations and hours of operation can also be found by contacting 311 or 305-499-VOTE.

## Voting on Election Day

All polling places are open from 7:00 a.m. until 7:00 p.m. on Election Day.

State law requires that voters who choose to wait until Election Day must go to their assigned polling place. It is important that voters notify the Elections Department if they have moved, so that they may be directed to the correct polling place. An address may be updated by e-mail, telephone, fax, or by submitting an updated Voter's Registration Application Form.

Voters can locate their assigned polling place by checking their voter information card, calling 305-499-VOTE, or by going to the Elections Department's website at [www.iamelectionready.org](http://www.iamelectionready.org). Voters will also be able to find their precinct information online as well.

## What to Bring to Early Voting and on Election Day

When voting in person, whether at an early voting site or at a polling place on Election Day, photo identification is **required**. Voters must bring a current and valid identification that contains their name, photograph, and signature (if a voter does not have (1) ID with a picture and signature, then they must provide a picture ID and signature ID from the approved list below).

Acceptable forms of identification include:

- |  |  |
|--|--|
| <ul style="list-style-type: none"><li>• Florida driver license.</li><li>• Florida identification card issued by the Department of Highway Safety and Motor Vehicles.</li><li>• United States passport.</li><li>• Debit or credit card.</li><li>• Military identification.</li><li>• Student identification.</li><li>• Retirement center identification.</li><li>• Neighborhood association identification.</li></ul> | <ul style="list-style-type: none"><li>• Public assistance identification.</li><li>• Veteran health identification card issued by the United States Department of Veterans Affairs.</li><li>• A license to carry a concealed weapon or firearm issued pursuant to § 790.06 F.S.</li><li>• Employee identification card issued by any branch, department, agency, or entity of the Federal Government, the state, a county, or a municipality.</li></ul> |
|--|--|

Voters may also bring their sample ballot so they are prepared to vote in the privacy booth. While it is not required that voters bring their voter identification card to the polling place on Election Day, it will expedite the check-in process.

## **Provisional Voting**

Per [Florida Statute 101.048](#), a voter claiming to be properly registered in the state and eligible to vote at the precinct in the election but whose eligibility cannot be determined, shall be entitled to vote a provisional ballot.

A voter is entitled to vote a provisional ballot if:

- Voter's name does not appear on the electronic register and voter's eligibility cannot be verified.
- Voter refutes the Supervisor of Elections' office confirmation that he or she is not registered and/or eligible.
- There is an indication on the electronic register that the voter has returned the vote-by-mail ballot or has voted in the office or at an early voting site, but the voter maintains that he or she has not voted, even after a call to the Elections Department.
- Voter did not provide picture/signature identification.
- There is an indication on the electronic register that the voter has been challenged in this election.
- Voter is challenged at the precinct.
- Voter's signature does not match signature on record and affidavit refused.
- Indication on the electronic register that voter's Florida Driver's License Number, Florida ID Card or Social Security Number is not yet verified by the Department of State in conjunction with the Department of Highway Safety and Motor Vehicles.

Once voted, the provisional ballot shall be placed in a secrecy envelope and sealed in a provisional ballot envelope for return to the Supervisor of Elections.

A person casting a provisional ballot has the right to present written evidence supporting his or her eligibility to vote to the Supervisor of Elections by not later than 5 p.m. on the second day following the election.

If it is determined that the person was registered and entitled to vote at the precinct where the person cast a vote in the election, the Canvassing Board must compare the signature on the Provisional Ballot Voter's Certificate and Affirmation or the provisional ballot cure affidavit with the signature on the voter's registration or precinct register.

### **A provisional ballot may be counted only if:**

The signature on the voter's certificate or the cure affidavit matches the elector's signature in the registration books or the precinct register; however, in the case of a cure affidavit the supporting identification listed below must also confirm the identity of the elector.

or

The cure affidavit contains a signature that does not match the elector's signature in the registration books or the precinct register, but the elector has submitted a current and valid Tier 1 form of identification confirming his or her identity.

- **Tier 1: Identification** – *Current and valid identification that includes your name and photograph:*

Florida driver license; Florida ID card issued by the Department of Highway Safety and Motor Vehicles; United States passport; debit or credit card; or military, student, retirement center, neighborhood association, or public assistance ID; Veteran health identification card issued by the United States Department of Veterans Affairs; Florida license to carry a concealed weapon or firearm; or employee identification card issued by any branch, department, agency, or entity of the Federal Government, the state, a county, or a municipality.

If you do not have a Tier 1 form of identification, you may provide one of the following:

- **Tier 2: Identification** – *ID that shows your name and current residence address:* current utility bill; bank statement; government check; paycheck; or government document (excluding voter information card).

Any provisional ballot not counted must remain in the envelope containing the Provisional Ballot Voter's Certificate and Affirmation and the envelope shall be marked "Rejected as Illegal." Voters may check the status of their provisional ballot on the Elections Department's website at:

<http://www.miamidade.gov/elections/provisional-tracker.asp>.

## **Sample Ballots**

The Sample Ballot shows voters what they will be voting on for a particular election. The Sample Ballot includes voting instructions, early voting locations, and important reminders.

Sample Ballots will be available prior to the commencement of Early Voting for countywide elections. Voters are encouraged to review and prepare in advance.

For more information, go to:

<http://www.miamidade.gov/elections/voter-information.asp>.

Following is a sample Voter Information Card. A sample Voter Information Card can also be found at <http://www.miamidade.gov/elections/voter-registration.asp#3>.

- A.** Voter's current address
- B.** Voter's registration number
- C.** The address of the voter's voting location
- D.** The precinct number where voter is registered to vote
- E.** Voter's date of birth
- F.** Congressional, State, and local representative districts voter is eligible to vote for
- G.** The municipality voter is eligible to vote in
- H.** Voter's party affiliation



# Sample Voter Information Card

**MIAMI-DADE COUNTY**

Voter Information Card  
Miami-Dade County, FL  
Tarjeta de Información del Elector  
Condado de Miami-Dade, FL  
Kat Enfòmasyon Votè  
Konte Miami-Dade, FL

**A** → Alfred E. Newman  
1234 Main Street  
Miami, FL 33140

ISSUED  
EMITIDA  
ENPRIME  
01/30/05

Bring photo identification  
when voting.  
Para votar, presente una  
identificación con fotografía.  
Tanpri pote yon pyès idantifikasyon  
ki gen foto w sou li lè w'ap vin vote.

Registration No.  
Núm. de Inscripción  
Nim. Enskripsyon  
01642265 ← **B**

Voting Location | Centro de Votación | Lokal Biwo Vòt  
Fairway Park  
200 Fairway Drive ← **C**

Precinct No.  
Núm. del Recinto  
Nim. Biwo Vòt  
015 ← **D**

Date of Birth  
Fecha de Nacimiento  
Dat Nesans  
03/20/54 ← **E**

Registration Date  
Fecha de Inscripción  
Dat Enskripsyon  
09/14/87

Party Affiliation | Afiliación Partidista | Pati Politik  
NPA ← **F**

**Christina White**  
Supervisor of Elections | Supervisora de Elecciones | Sipèvizè Eleksyon  
You are eligible to vote for the representatives from the districts listed below.  
Ud. puede votar por los representantes de los distritos enumerados abajo.  
W elijib pou w vote pou reprezantan ki nan distrik ki ekri anba la yo.

**G** → Congress  
Congreso  
Kongrè  
018

State Senate  
Senado Estatal  
Sena Eta a  
035


State House  
Cámara Estatal  
Lachanm Eta a  
106

County Commission  
Comisión del Condado  
Komisyon Konte  
04

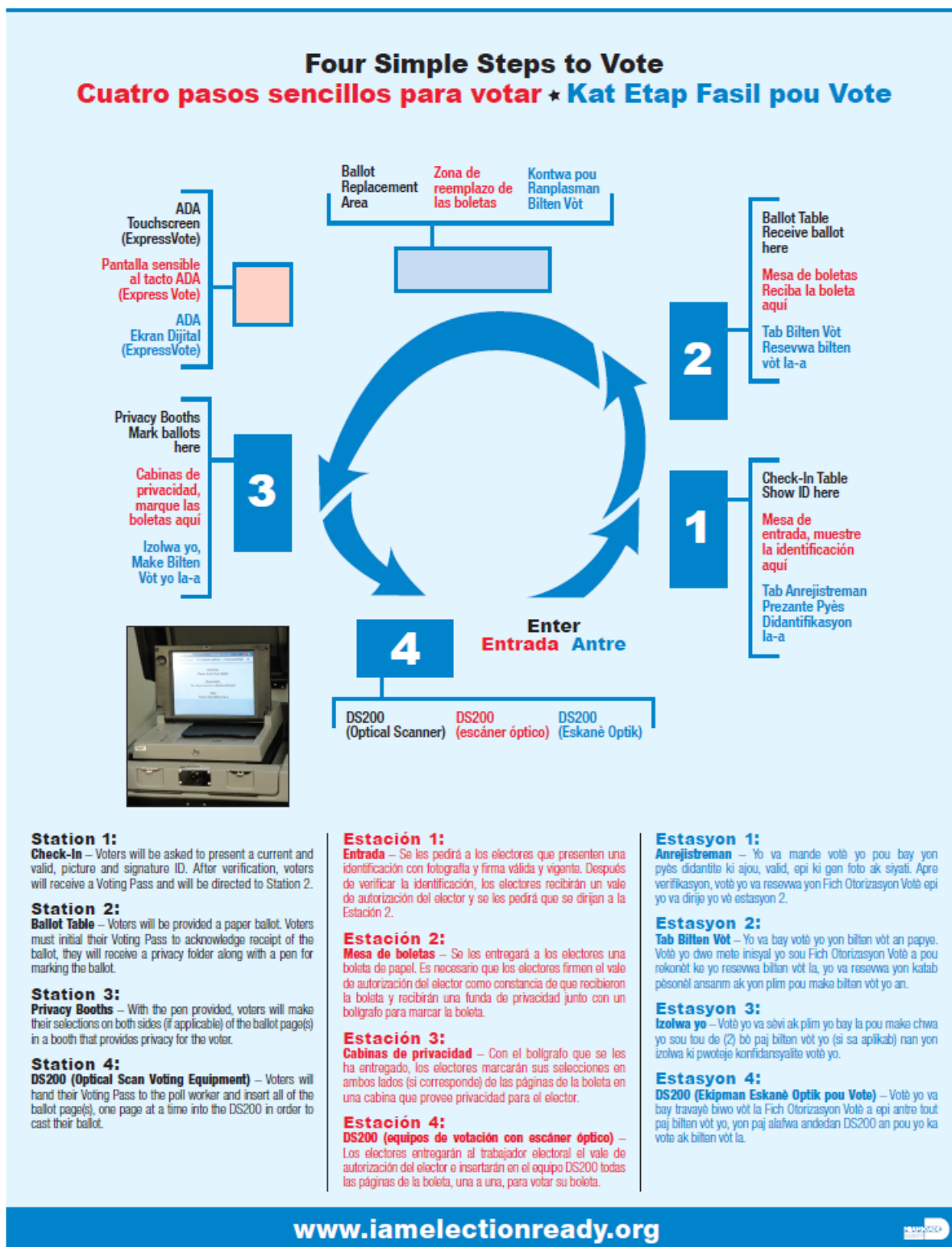
School Board  
Junta Escolar  
Asanble Edikasyon  
03

Community Council  
Consejo Comunitario  
Konsèy Kominotè  
04

**H** → Municipality | Municipio | Minisipalite  
MB



# Sample Voting Location Layout



If a mistake is made, the voter may receive a new ballot page at the **Ballot Replacement area**.

# Electronic Voter Identification Device (EViD)



- The EViD is an online, real-time voter check-in system
- The poll worker will swipe a voter's Florida Driver's License or a voter's Florida Identification (ID) Card to quickly locate the voter's information
- For voters with other forms of ID the poll worker will perform a manual look up.
- The voter signs the Electronic Signature Pad, and the voter's record is immediately updated
- Then voter is then directed to ballot distribution.

# DS200 (Optical Scan Voting Equipment)



Voters will cast their votes on a paper ballot by filling in ovals representing their designated choices with a black or blue ink pen. It is important that voters take their time, and make sure they have reviewed the entire ballot (front and back) to make sure they have accounted for the different choices available. Some ballots may have multiple pages.

Once voters have completed marking their ballot, they will proceed to the DS200 (Optical Scan Voting Equipment), and will insert their ballot into the tabulator, which will then scan and record their votes. The ballot may be inserted in any direction. The scanned paper ballot will drop into a secured ballot box located beneath the scanner.

# ExpressVote



- The ExpressVote is a “voter interface device that produces a voter-verifiable paper output”; meaning, *it will only mark a ballot (Activator Card), it will not tabulate*
- It does not record or save votes/selections
- The voter’s selections are recorded onto an Activator Card
- The voter has the option to utilize touch screen, audio options, or both
- As with all other ballots, the DS200 is utilized to tabulate the ballot once the voter has made their selections



# Mark Your Ballot Correctly

## Marque su boleta correctamente ★ Make Biltèn Vòt w an Kòrèkteman

Miami-Dade County uses Optical Scan Voting Equipment known as the DS200. Voters will bubble in their choices on paper ballots and feed them into the DS200 to be tabulated.


El Condado de Miami-Dade utiliza equipos de votación con escáner óptico, conocidos como DS200. Los electores rellenan los óvalos para marcar sus selecciones en las boletas de papel y las insertará en el equipo DS200 para su tabulación.

Konte Miami-Dade aktyèlman ap sèvi ak yon nouvo aparay vote eskane optik ke Eta a egzije. Sitwayen yo va make chwa yo sou yon biltèn an papyè epi rantrè papyè a nan yon eskakè optik pou vòt yo konte.

**DO** mark your ballot this way:

**MARQUE** la boleta así:



**WI** make biltèn vòt w an konsa:



**DO NOT** mark your ballot in the following ways:

**NO MARQUE** la boleta así:

**NON PA** make biltèn vòt w an konsa:



### Step 1

Receive your ballot(s) and privacy folder. Proceed to Privacy Booth.

### Step 2

Make your selection(s) for a particular contest by completely filling in the oval on the ballot with the black pen provided.

**WRITE-IN CANDIDATES** (if needed): Fill in the oval next to the words "Write-in" and write the candidate's name on the line.

### Step 3

Make sure you read your ballot carefully and understand how many candidates to vote for in each contest.

### Step 4

Review and **check both sides of your ballot** for accuracy. If you make a mistake, please return your ballot page(s) to the poll worker and request new ballot page(s).

### Step 5

After completing your ballot, proceed to the DS200 and insert your ballot.

### Step 6

Check the screen to see whether there are any issues with the ballot, such as overvoting or blank ballots. Press RETURN to get the ballot back. Press ACCEPT to submit ballot.

**REMEMBER, CHECK BOTH SIDES OF YOUR BALLOT.**

### 1er Paso

El trabajador electoral le entrega la(s) boleta(s) de papel y la funda de privacidad. Diríjase a la cabina de privacidad.

### 2do Paso

Haga su selección para una contienda en particular rellenoando completamente el óvalo en la boleta con el bolígrafo de tinta negra que se le entregó.

**CANDIDATOS CUYOS NOMBRES NO APARECEN EN LA BOLETA** (si fuera necesario): Rellene el óvalo junto a las palabras "Write-in" (candidato cuyo nombre no aparece en la boleta) y escriba el nombre del candidato sobre la línea.

### 3er Paso

Asegúrese de haber leído su boleta minuciosamente y de que comprende por cuántos candidatos votar en cada contienda.

### 4to Paso

Revise y **verifique ambos lados de la boleta** para comprobar su exactitud. Si se equivoca, entregue la(s) página(s) de su boleta al trabajador electoral y solicite (una) nueva(s) página(s) de la boleta.

### 5to Paso

Después de completar la boleta, pase al equipo DS200 e inserte la boleta.

### 6to Paso

Revise la pantalla para determinar si hay algún problema en la boleta; por ejemplo, votó demasiadas veces o dejó la boleta en blanco. Oprima REGRESAR para que se le devuelva la boleta. Oprima ACEPTAR para enviar la boleta.

**NO OLVIDE REVISAR AMBOS LADOS DE LA BOLETA.**

### 1e Etap

Pran biltèn vòt an papyè an(yo) ak katab konfidansyèl la nan men Anplwaye Biwo Vòt la. Pase ale nan izolwa a.

### 2yèm Etap

Ranpli oval ki sou biltèn vòt la konplètman ak plim nwa ke yo ba w an pou chwazi yon konkou an patikilye.

**EKRI NON KANDIDA YO KI PA PARÈT SOU BILTÈN VÒT LA** (si nesessè): Ranpli oval ki sou kote ki make "Ekr non kandida ki pa parèt sou biltèn an" epi ekri non kandida a sou liy lan.

### 3yèm Etap

Asire w ke w byen li biltèn vòt w an epi w byen konprann pou konbyen kandida pou vote nan chak konkou.

### 4yèm Etap

Revize epi **tcheke toude bò biltèn vòt w an** pou asire w ke li kòrèk. Si w fè yon erè, tanpri retounen paj biltèn vòt w an(yo) bay travayè biwo vòt la epi mande nouvo paj biltèn vòt.

### 5yèm Etap

Apre ke w fin ranpli biltèn vòt w an, ale sou aparay eskane optik la epi antre biltèn vòt w an.

### 6yèm Etap

Tcheke ekran an pou wè si gen okenn bagay ki pa kòrèk sou biltèn vòt lan, tankou si w fè twòp chwa oubyen si biltèn vòt la vid. Pase RETOURNER pou biltèn vòt la tounen vin jwenn w. Pase ACEPTER pou soumèt biltèn vòt la.

**SONJE, TCHEKE TOUDEBÒ BILTÈN VÒT W AN.**

[www.iamelectionready.org](http://www.iamelectionready.org)



## Section 6 – POLL WORKERS

There are more than 8,000 poll workers in Miami-Dade County trained by the Supervisor of Elections to ensure fair and accurate elections. A poll worker must be a registered voter in Miami-Dade County, be able to read and write English and attend mandatory training. Multilingual poll workers are always needed and encouraged to apply.

Complete information on poll worker eligibility, applying, pay, hours, etc. can be found by reading our Poll Worker Frequently Asked Questions (FAQs).

### Poll Worker FAQs

#### 1. What are the requirements for becoming a Poll Worker?

Any prospective poll worker for Miami-Dade County must:

- Be a registered voter in Miami-Dade County
- Be able to read and write the English language
- Attend mandatory training prior to each election
- Have excellent customer service skills
- Be respectful of all voters
- Represent the county in a professional manner
- Be able to work long hours
- Remain nonpartisan while at the polls
- Have transportation to and from the polls
- Have a valid email address

#### 2. How do I apply to be a poll worker?

- Review our poll worker information [here](#)
- Apply through our online [Poll Worker Application](#)
- (or) Contact our Scheduling Section at 305-499-8448 to complete your application over the phone

**NOTE:** A representative from our Scheduling Section will contact you regarding “New Poll Worker Training” once your application is processed and all information is verified.

#### 3. Is there an age restriction to becoming a Poll Worker?

The only restriction affecting age is that the poll worker must be registered to vote in Miami-Dade County or *pre-registered* to vote (if under the age of 18). For information on voter registration, please see our [website](#).

#### 4. What information is needed to complete the Poll Worker Application?

In order to process your application fully, we will need the following:

- |                 |                        |
|-----------------|------------------------|
| • Full Name     | • Phone Number(s)      |
| • Date of Birth | • Voter Registration # |
| • Address       | • Valid Email Address  |

## 5. What are the different Poll Worker positions?

### **Clerk**

- Supervises the election board
- Responsible for completing required paperwork before the polls open and after they close
- Reports to the Collection Center with specified supplies after the polls close

### **Assistant Clerk**

- Must be familiar with all Clerk procedures to assist the Clerk, or take over for the Clerk if needed
- Responsible for ballot distribution

### **Check-in/EViD Inspector**

- Asks voter for identification
- Swipes acceptable forms of ID or manually enters voter's information on the check-in system
- Sends the voter to the Ballot Table

### **Ballot Table Inspector**

- Issues the voter their appropriate ballot
- Records and confirms the number of ballot pages the voter will receive

### **Deputy**

- Maintains the 150' no-solicitation boundary, maintains order outside the polling place, as well as the 75' exit polling boundary; responsible for the flow of voter traffic in and out of the poll

***IMPORTANT:*** All poll workers, regardless of their position, are responsible for the setup of the equipment and supplies at their assigned precincts on the Monday before their assigned election and after the polls close on Election Day.

## 6. What are the work hours?

All poll workers must be at their assigned polling place at 5:30 a.m. on Election Day. Polls close at 7:00 p.m. or when the last voter has left the precinct. Additional time will be required post-closing. Poll workers assigned to a polling location are expected to remain there for the entire day.

## 7. Is this a paid position?

Election Day poll workers are paid a stipend for training, Pre-Election set-up and Election Day duties based on the position they are assigned. The complete [Poll Worker Pay Schedule](#) outlines poll worker pay by position.

## 8. When will I get paid for working an Election?

All poll worker checks are mailed approximately three weeks *after* working an assigned election. Checks are mailed to the residential address or mailing address on file with Elections; therefore,

it is very important you make sure to keep your address with us current. Importantly, you must attend training and perform your required Election Day duties in order to be paid.

### **9. Will I be assigned to work close to home?**

Our office makes every attempt to place you as close to your home precinct as possible; however, since precinct assignments are based on need, poll workers may be assigned to work at other locations.

### **10. Can a poll worker work more than one election in a year?**

Yes. If there are multiple elections during the year, a poll worker may be assigned to work more than one election. Please refer to our [Election Calendars](#) for election dates and locations. Trainings will be scheduled as needed depending on the dates and overall staffing needs of each election.

### **11. Can we refer friends and relatives to apply to be a Poll Worker?**

Yes! We value and encourage personal referrals.

## **Section 7 – VOTER ASSISTANCE**

### **Can I bring or get help at the polls?**

Yes, if you need help to vote due to blindness, disability, or inability to read or write or need language assistance, you have several options for voting. You do not have to reveal the nature or extent of a disability.

- Vote at the polls using the Expressvote (accessible marking device). Federal and state laws require accessible voting equipment to be in each polling place. These devices allow you to vote in private with little to no assistance.
- Vote at the polls with personal help. You can have anyone except your employer or employer's agent, or your union's officer or agent, help you. You can also get the help of two election officials at the polling place. You will have to declare in writing that you need help to vote unless you already did so on your voter registration application. If someone other than the clerk or inspector helps you, the person you choose to help you will also have to fill out a declaration. If you have any questions about getting help, please direct your questions to the clerk or inspector at the polling place.
- Vote a vote-by-mail ballot. You can vote from anywhere including your home, assisted living facility or nursing home. You can have anyone except your employer or employer's agent, or your union's officer or agent, help you mark your choices on the ballot.

If you need assistance in marking your ballot, please let a poll worker know. If you make a mistake on a paper ballot, ask for a replacement ballot.

## Section 8 – RESTORATION OF VOTING RIGHTS

Under Article VI, Section 4 of the Florida Constitution, any person convicted of a felony is disqualified from voting until their voting rights have been restored. If your potential disqualification from voting arises from a felony conviction other than murder or felony sexual offenses, your voting rights are restored upon completion of all terms of your sentence, including parole or probation. If your potential disqualification from voting arises from (a) a conviction for murder or felony sexual offenses or (b) having not completed all terms of your sentence including parole or probation, your voting rights can only be restored by clemency.

If someone is a registered voter and the Elections Department receives documentation from the Florida Division of Elections, Clerk of the Circuit Court, the U.S. Attorney, or other agency, that the registered voter is potentially disqualified from voting due to a felony conviction, the Elections Department will review the supporting documentation provided.

If the Department determines that the supporting documentation is credible and shows that the individual (a) has been correctly identified, (b) has been convicted of a felony, and (c) either has not completed all terms of his or her sentence or not had their rights restored by clemency, as applicable, then our office will notify the individual that they have been identified as someone who is potentially disqualified from voting due to a felony conviction. The Department will give the individual an opportunity to present evidence showing that they are either not a convicted felon or have had their voting rights restored.

The individual will only be removed from the voter rolls if a preponderance of the evidence indicates that they are disqualified from voting. In all other circumstances, they will remain an active voter.

If someone has a felony conviction and wishes to confirm that they completed all terms of their sentence, they should contact the Clerk of the Circuit Court in the county where the action may have been initiated, the Florida Commission on Offender Review, or the Florida Department of Corrections to confirm their status.

If someone has a felony conviction and wishes to submit an application to have their rights restored through the clemency process, they should contact the Office of Executive Clemency at 850-488-2952.

## Section 9 – VOTER FAQs

### What if a voter does not receive their Voter Information Card?

Voters that have registered to vote or made a change (such as address or party affiliation) to their registration, and have not received their new Voter Information Card, may call 305-499-VOTE. **Please note, voters do not need their Voter Information Card to vote, only a photo ID with signature.**

### Do Vote-by-Mail Ballots count?

Yes, provided the signed vote-by-mail ballot envelope is returned no later than 7:00 p.m. on Election Day. Because the Elections Department will verify a voter's signature by comparing it to the signature on file, voters need to ensure their signature has been updated.



## **What if a voter's name is not found?**

An Elections Specialist stationed at the precinct will check to see if person is a registered voter by researching their information on a live voter database at the polling place. If the poll worker informs a voter that they cannot vote, the person has the right to know the reason and vote a provisional ballot.

## **Should voters vote a Provisional Ballot when they have an address change?**

No. The clerk will fill out an Affirmation Form to record the change of address. Voters must vote in their assigned home precinct so a voter who changes their address at the voting location may need to go to a different voting location on Election Day.

## **Section 10 – ELECTION LAW VIOLATIONS**

**How do I report voter or election fraud or violation of election law?** (Sections 97.012(15), 97.023, 97.028, and 97.0575 Fla. Stat.; Rules 1S-2.025, 1S-2.036, 1S-2.038, and 1S-2.042(8), Fla. Admin. Code)

You may report voter fraud or other violations in the following ways:

- For a violation of either the National Voter Registration Act of 1993, the Help America Vote Act of 2002, or an irregularity or fraud involving voter registration, voting, candidate petitions or issue petitions, or removal procedures under the Florida Election Code, submit a written complaint to the Florida Division of Elections, Room 316, R.A. Gray Building, 500 S. Bronough Street, Tallahassee, Florida 32399-1050, 850-245-6200. Complaint forms are available on the Division of Elections' website at: [dos.myflorida.com/elections/contacts/elections-fraud-complaint](https://dos.myflorida.com/elections/contacts/elections-fraud-complaint). The Division of Elections also operates a Voter Fraud Hotline (in English and Español): Toll Free 1-877-868-3737, M-F 8:00 a.m. - 5:00 p.m., Eastern Time. If you are someone who is deaf, hard-of-hearing, deaf-blind or speech disabled, please contact the Division using the Florida Relay Service, 1-800-955-8771 (TDD) or 1-800-955-8770 (Voice). For more information, visit the Florida Relay Service.
- For a violation involving campaign financing, candidates, committees, or other political activities under chapters 104 and 106, and section 105.071, Florida Statutes, submit a sworn written complaint to the Florida Elections Commission, Suite 224 Collins Building, 107 West Gaines Street, Tallahassee, Florida 32399-1050, 850-922-4539. The Florida Elections Commission has jurisdiction only to impose civil penalties (i.e., fines). (See section 106.25, Fla. Stat.) Note: The Florida Elections Commission is a separate entity from the Department of State, Division of Elections.
- All other violations should be reported to the local state attorney. (Chapter 104, Florida Statutes, contains criminal violations within Florida's Election Code.) Violations of Chapter 104 may be reported to the Florida Elections Commission or the state attorney, or both.

## **Contact information**

### **Who do I contact if I have additional questions?**

The Division of Elections provides a toll-free Voter Assistance Helpline for general questions: 1-866-308-6739. For questions directly related to the election process in your county, contact your county Supervisor of Elections. Contact information and website addresses are located on the following pages.

## **Section 11 – ELECTION CALENDAR**

To view the registration deadlines, candidate qualifying dates for scheduled elections, and the election dates visit [www.iamelectionready.org](http://www.iamelectionready.org).